

Non-Profit Private Schools Title II, Part A State Activities: Equitable Services



GaConnects



Introduction



Allison Beasley, Ed.D.
Education Program Specialist
Title II Part A State Activities

Agenda

- Purpose
- What is GaConnects
- Initial Setup
- Teacher and Leader Access
 - Self Assessment
 - Georgia Learns – Professional Learning Hub
 - Professional Learning Plan and Reflection
- Reports
- Questions



Purpose

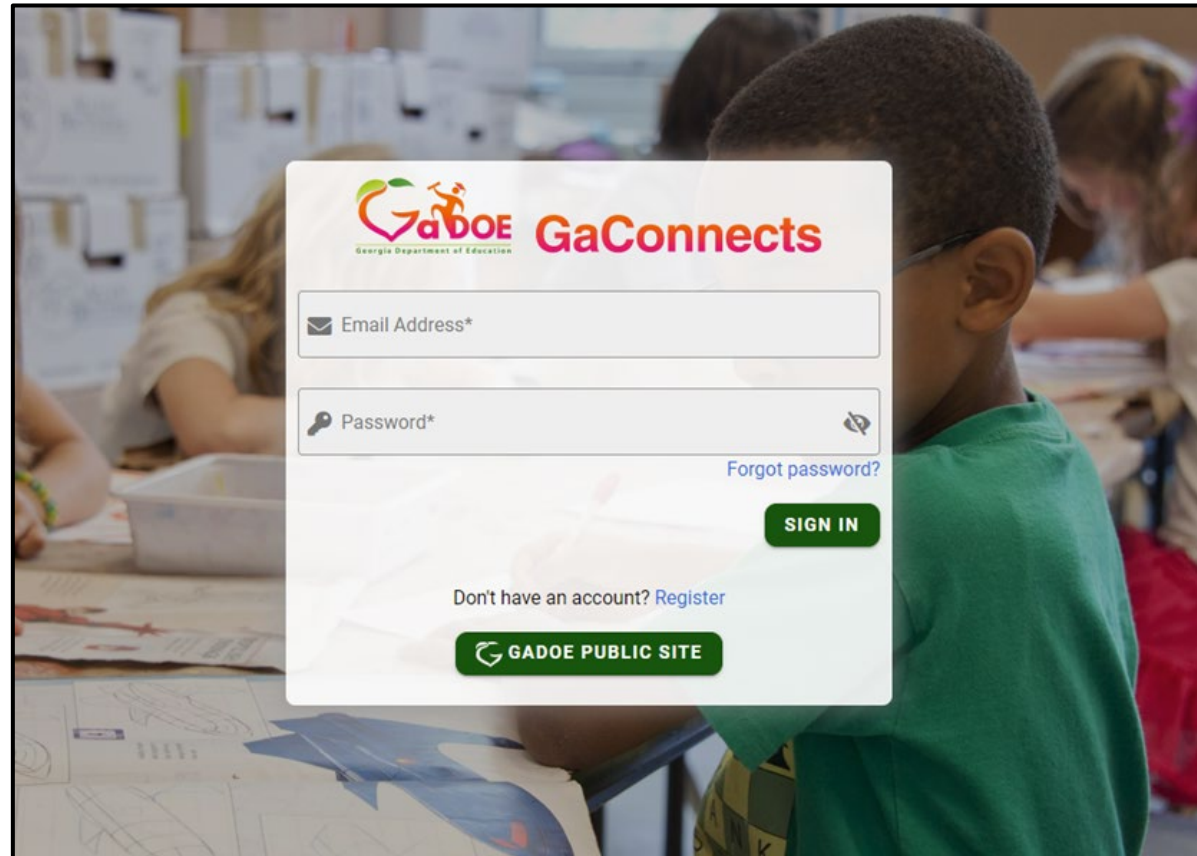
What is GaConnects?

Purpose

- Title II, Part A State Activities Equitable Services
- Allow non-profit private school teacher and leaders access to personalized professional learning in GeorgiaLearns.

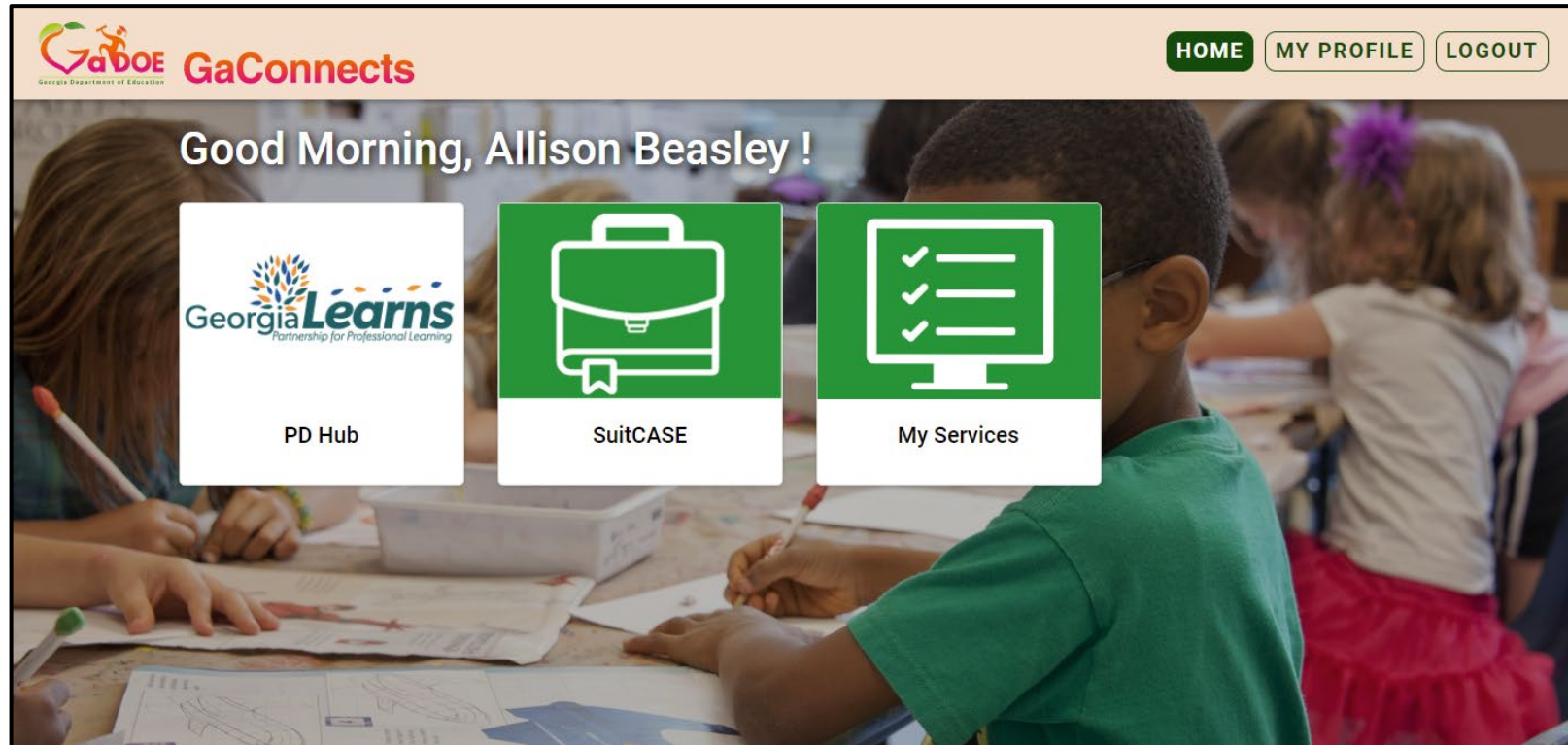


GaConnects



- Log In





- Home Page



Initial Setup

Initial Setup

- Complete the [Request for Access Form](#)
- Email from PLNotification@doe.k12.ga.us (GaConnects)
 - Personalized link to create your new account
 - Click the link or copy and paste the link in your browser
 - Check your junk mail if you do not find in your inbox

The email address provided is not registered, please create an account to login.

GaDOE GaConnects
Georgia Department of Education

Registration

First Name* Allison

Last Name* Beasley

Email Address* allisonhbeasley@hotmail.com

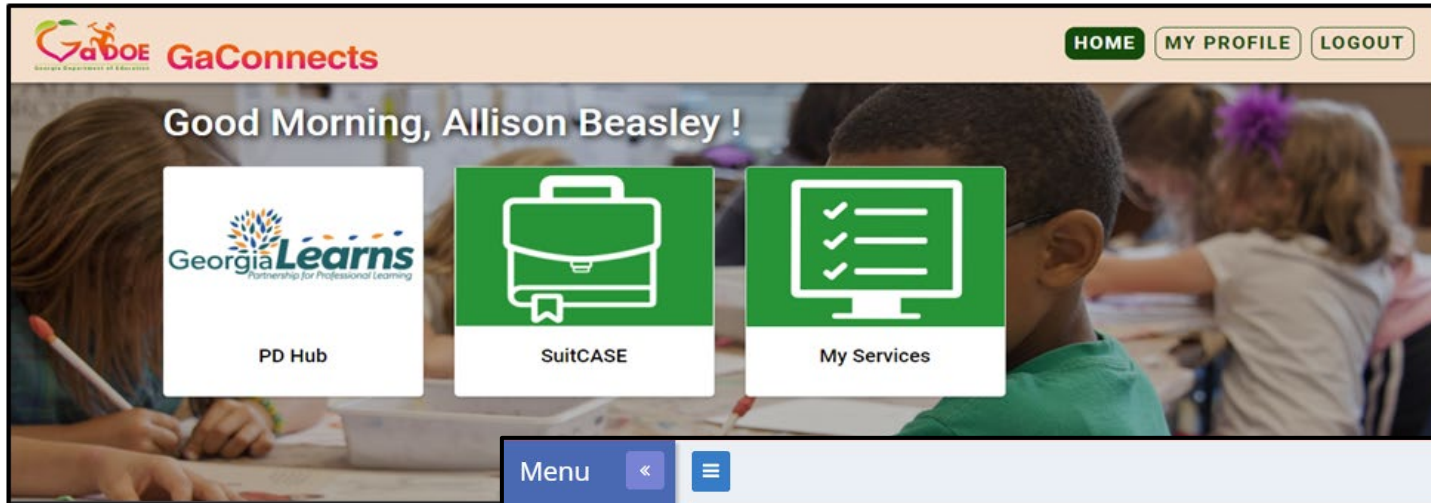
Password* Confirm Password*

Passwords must be at least 6 characters containing 1 non alphanumeric, 1 lowercase ('a-z') and 1 uppercase ('A-Z') character

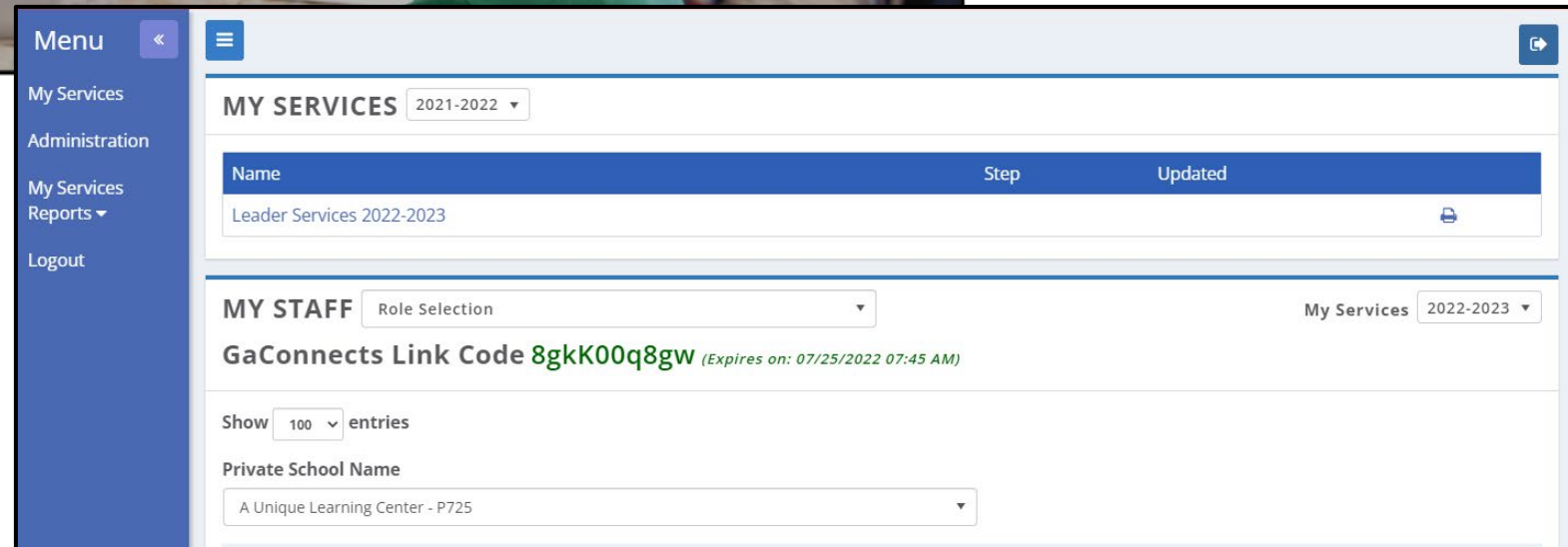
CREATE ACCOUNT

Already have an account? [Back to Login Page](#)

Initial Setup



- Select **My Services** tile
- Click the **Side Bar Menu** icon and select the **Administration** link.



Initial Setup

- On the **New Staff Tab**, fill out all the required information (*). Click **Save**.

The screenshot shows a web interface for staff management. At the top, there's a navigation bar with a home icon and a share icon. Below that, the 'ADMINISTRATION' section is active for the '2022-2023' school year. Three tabs are visible: 'New Staff' (selected), 'Batch New Staff', and 'Batch Remove Staff'. A red notice states: '**From this page you can add,edit or move staff'. The form contains the following fields:

- First Name* (text input)
- Last Name* (text input)
- Middle Name (text input)
- PSC Certification ID (text input)
- Email address* (text input)
- Role* (dropdown menu with '--Select Role--')

At the bottom of the form are 'Save' and 'Cancel' buttons.

Initial Setup

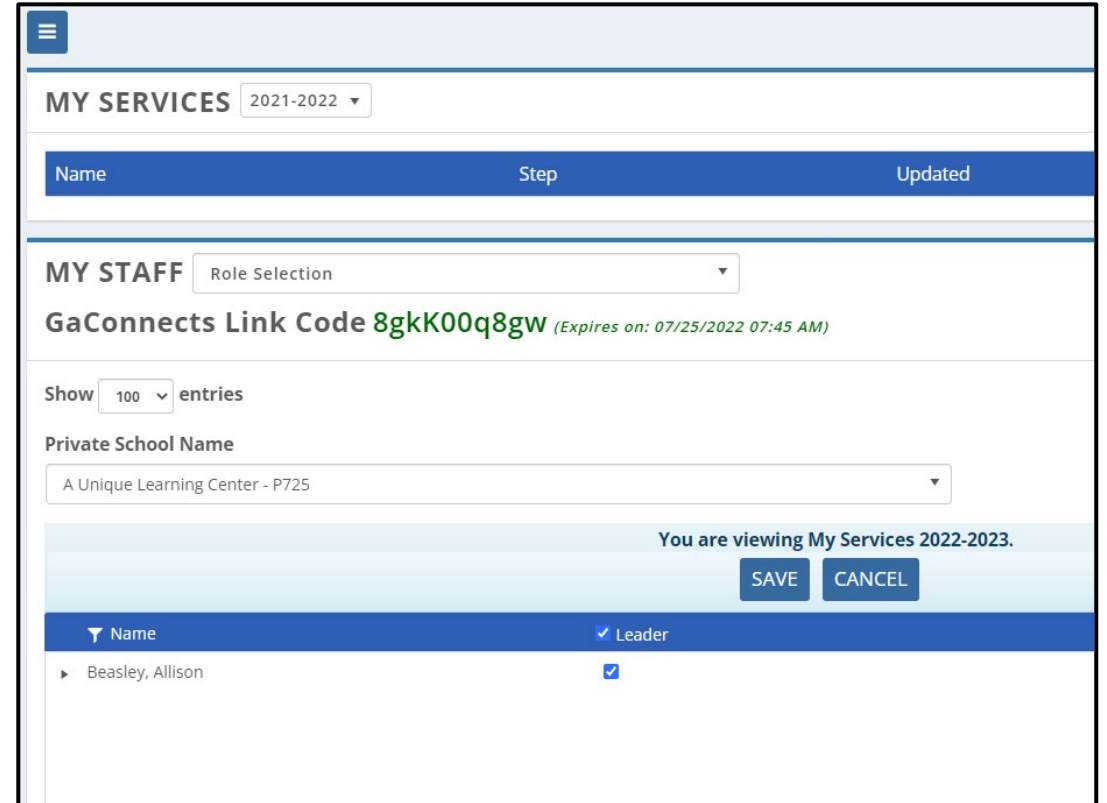
- Go back to the **My Services Home Page** and scroll down to view the staff members you have added.

The screenshot displays the 'MY SERVICES' page for the 2021-2022 school year. Below this, there is a section for 'MY STAFF' with a 'Role Selection' dropdown. A 'GaConnects Link Code' is shown as 6Vqkxwzgj, with an expiration date of 08/07/2022 09:48 AM. The page shows 'Show 100 entries' and a 'Private School Name' dropdown set to 'A Unique Learning Center - P725'. A confirmation message states 'You are viewing My Services 2022-2023.' with 'SAVE' and 'CANCEL' buttons. A table lists staff members with checkboxes for 'Leader' and 'Teacher' roles.

Name	Leader	Teacher
▶ Beasley, Allison	<input checked="" type="checkbox"/>	<input type="checkbox"/>
▶ Beasley, Allison	<input type="checkbox"/>	<input type="checkbox"/>
▶ BEASLEY, REGGIE	<input type="checkbox"/>	<input checked="" type="checkbox"/>

Initial Setup

- **Notify** the staff member that they have been added by completing the following steps.
 - Send staff members the link to the GaConnects log in page: **gaconnects.gadoe.org**
 - Send staff members the **GaConnects Link Code** found on the My Services Home page in green. (This code is unique to each school.)



The screenshot displays the 'MY SERVICES' interface for the 2021-2022 school year. It features a table with columns for 'Name', 'Step', and 'Updated'. Below the table, there is a 'MY STAFF' section with a 'Role Selection' dropdown menu. A 'GaConnects Link Code' is displayed in green text: **8gkK00q8gw**, with an expiration date of 07/25/2022 07:45 AM. The interface also includes a 'Show 100 entries' option and a 'Private School Name' dropdown menu set to 'A Unique Learning Center - P725'. At the bottom, there is a confirmation message: 'You are viewing My Services 2022-2023.' with 'SAVE' and 'CANCEL' buttons. A table below shows a staff member 'Beasley, Allison' with a checked 'Leader' checkbox.



Teacher and Leader Access

Self-Assessment, GeorgiaLearns,
Professional Learning Plan, & Professional
Learning Plan Reflection

My Services: Self-Assessment

- Teacher Services 2022-2023 (or Leader Services)
- Self-Assessment to Expand Container

Name	Step	Updated
Teacher Services 2022-2023		

Teacher Services 2022-2023

TEACHER SERVICES

Professional Learning Plan Last Status Update - 07/20/2022 @ 07:50 AM

Professional Learning Plan Professional Learning Reflection

Self-Assessment

Self-Assessment

My Services: Self-Assessment

- Click NEW

Self-Assessment *

NEW

Menu	By	Created Date	Modified Date	Status		
Planning			Level IV	Level III	Level II	Level I
1. Professional Knowledge - The teacher demonstrates an understanding of the curriculum, subject content, pedagogical knowledge, and the needs of students by providing relevant learning experiences.						
2. Instructional Planning - The teacher plans using state and local school district curriculum and standards, effective strategies, resources, and data to address the differentiated needs of all students.						

My Services: Self-Assessment

- Click on a **Rating** dropdown to select a rating. Click on the **EDIT** button to enter **Strengths** and **Area of Growth** fields.

Planning	Rating	Strengths	Area for Growth
<p>i 1. Professional Knowledge - The teacher demonstrates an understanding of the curriculum, subject content, pedagogical knowledge, and the needs of students by providing relevant learning experiences.</p>	Select One ▼	EDIT	EDIT
<p>i 2. Instructional Planning - The teacher plans using state and local school district curriculum and standards, effective strategies, resources, and data to address the differentiated needs of all students.</p>	Select One ▼	EDIT	EDIT

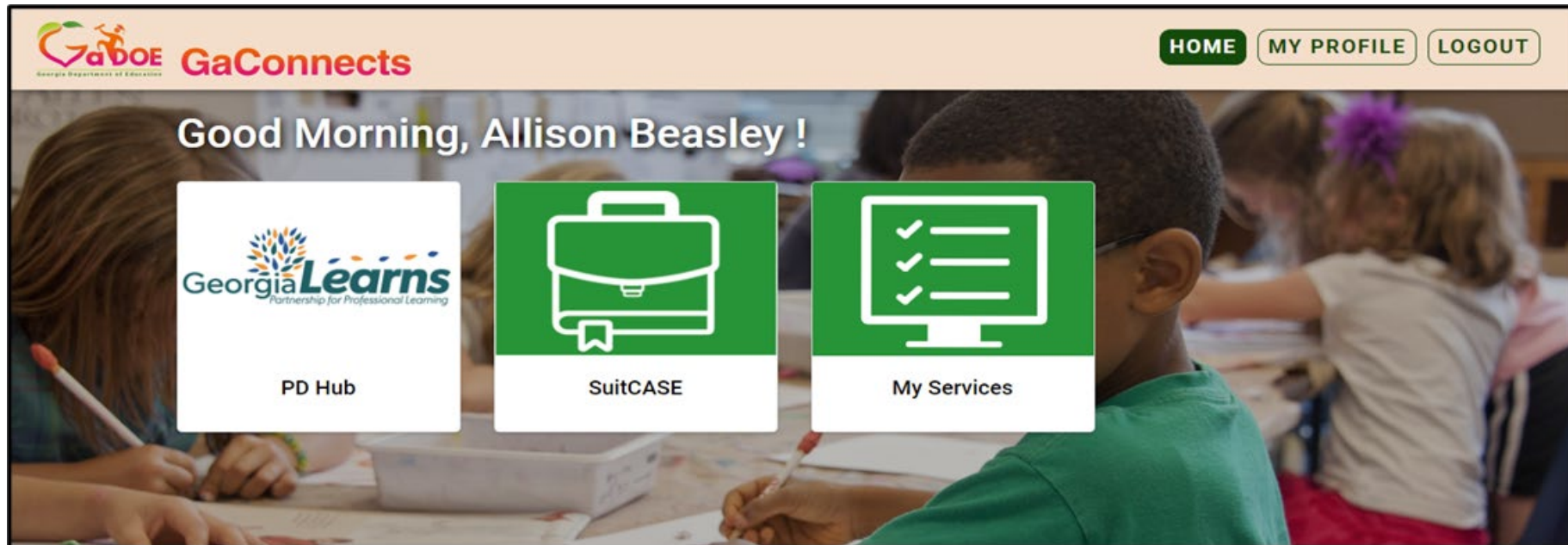
My Services: Self-Assessment

- Click the Save & Submit button when complete.

Professionalism and Communication	Rating	Strengths	Area for Growth
<p>i 9. Professionalism - The teacher exhibits a commitment to professional ethics and the school's mission, participates in professional growth opportunities to support student learning, and contributes to the profession.</p>	<input type="text" value="Level III"/>	<input type="button" value="EDIT"/>	<input type="button" value="EDIT"/>
<p>i 10. Communication - The teacher communicates effectively with students, parents or guardians, district and school personnel, and other stakeholders in ways that enhance student learning.</p>	<input type="text" value="Level III"/>	<input type="button" value="EDIT"/>	<input type="button" value="EDIT"/>



GeorgiaLearns: Professional Learning

- Once the Self-Assessment has been completed, the **GeorgiaLearns tile** on the GaConnects home screen will open for users to access professional learning opportunities related to their self-assessment.



GeorgiaLearns: Professional Learning

- The information icon will change to a lightbulb icon in the **completed** self-assessment. Users can click on the **lightbulb** to view professional learning courses associated with the individual standard.

Professionalism and Communication	Rating	Strengths	Area for Growth
 9. Professionalism - The teacher exhibits a commitment to professional ethics and the school's mission, participates in professional growth opportunities to support student learning, and contributes to the profession.	Level III	EDIT	EDIT
 10. Communication - The teacher communicates effectively with students, parents or guardians, district and school personnel, and other stakeholders in ways that enhance student learning.	Level III	EDIT	EDIT

[SAVE FOR LATER](#) [SAVE & SUBMIT](#) [CANCEL](#)

GeorgiaLearns: Professional Learning

The screenshot displays the GeorgiaLearns PD Hub interface. At the top left is the logo "GeorgiaLearns - PD Hub" with the tagline "Partnership for Professional Learning". Below the logo is a search bar with "Keyword - Search" and a magnifying glass icon, and a "Filters" button. On the right, there are "Sort By: Newest" and "View As: Tile List" options. A "Catalog 66" sidebar is visible on the left. The main content area features three course cards:

- Suicide Prevention 2022-2023**: This course increases the participant's understanding of suicide risk factors and warning signs, rep...more. It has a 5-star rating and buttons for "Start Course" and "Bookmark Course". Audience tags include School Leaders, District Leaders, Elementary Teachers, and Middle School Teachers.
- Characteristics of Gifted Learners for AP and IB Teachers**: This course is for teachers who have completed Advanced Placement (AP) and/or International Baccalau...more. It has a 5-star rating and buttons for "Start Course" and "Bookmark Course". Audience tags include School Leaders, TAPS 1: Professional Knowledge, TAPS 2: Instructional Planning, and TAPS 8: Academically Challenging Environment.
- 2022-2023 GKIDS 2.0 Teacher Training**: This course is designed as a resource for teachers and leaders who are administering the GKIDS 2.0 a...more. It has a 5-star rating and buttons for "Start Course" and "Bookmark Course". Audience tags include School Leaders, District Leaders, Elementary Teachers, and Instructional Coaches/Coordinators.

Each card includes a "Show All Tags" link at the bottom.

Optional: Professional Learning Plan & Reflection

- Teacher Services 2022-2023 (or Leader Services)
- Professional Learning Plan to Expand Container

Name	Step	Updated
Teacher Services 2022-2023		

Teacher Services 2022-2023

TEACHER SERVICES

Professional Learning Plan Last Status Update - 07/20/2022 @ 07:50 AM


Professional Learning Plan Professional Learning Reflection

Self-Assessment Self-Assessment


Optional: Professional Learning Plan & Reflection


Teacher Services 2022-2023

TEACHER SERVICES

 Professional Learning Plan Last Status Update - 07/20/2022 @ 07:50 AM

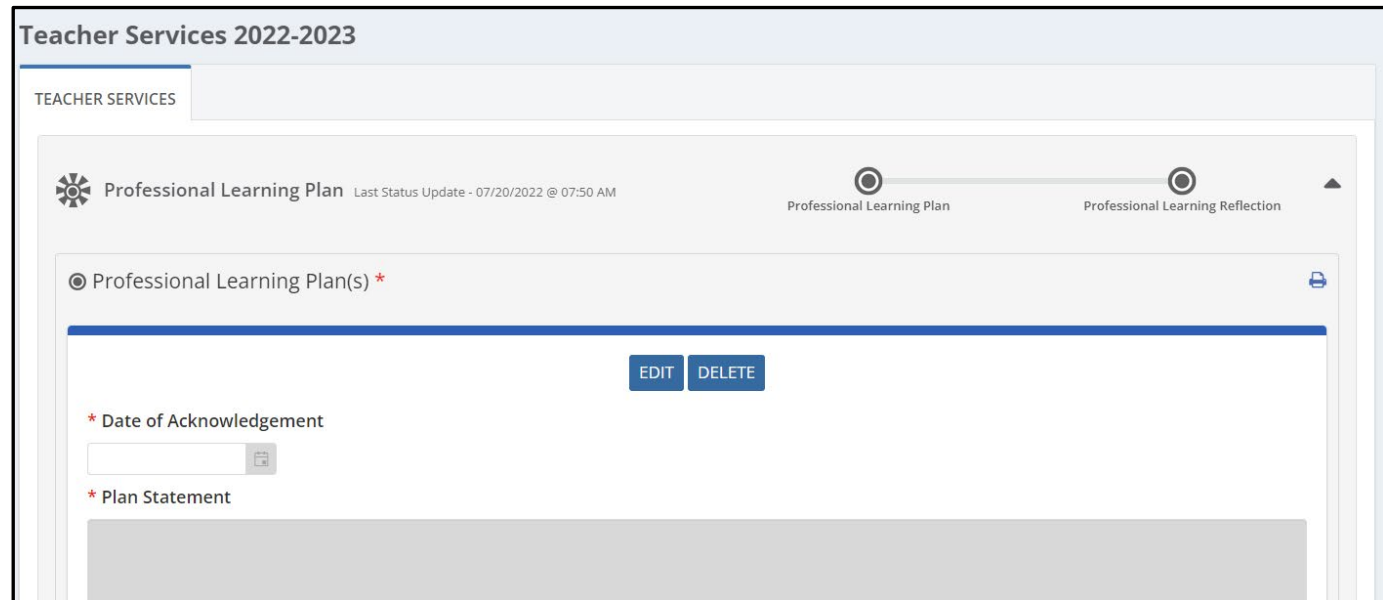
Professional Learning Plan Professional Learning Reflection

Professional Learning Plan(s) * 

Professional Learning Plan(s) Reflection * 

Optional: Professional Learning Plan & Reflection

- Click on the **EDIT** button. Add the date and goal statement. Additional components are not required but are available as directed by your leader:
 - data sources
 - standards
 - strategies
 - documentation
 - timeline



The screenshot displays the 'Teacher Services 2022-2023' interface. At the top, there is a 'TEACHER SERVICES' tab. Below it, the 'Professional Learning Plan' section is active, showing a progress bar with 'Professional Learning Plan' and 'Professional Learning Reflection' segments. A 'Last Status Update - 07/20/2022 @ 07:50 AM' is noted. A list titled 'Professional Learning Plan(s) *' contains one entry with an 'EDIT' button and a 'DELETE' button. Below the list, there are input fields for '* Date of Acknowledgement' and '* Plan Statement'.

Optional: Professional Learning Plan & Reflection

- Click on the **NEW** button. Add the date, the reflection of the professional learning plan, and optional attachments. Click **Save & Submit**.

The screenshot shows a web form titled "Comments" with a blue header. It contains the following elements:

- A red asterisk followed by the text "* Date" above a date input field with a calendar icon.
- A red asterisk followed by the text "* Educator's Reflection on Successful Progress/Completion of the Professional Learning Plan(s)" above a large, empty text area.
- The text "Attachment(s)" above a blue button labeled "ATTACH FILE(S)" with an upload icon.
- The text "There are no attachment(s)." below the attachment button.
- Three blue buttons at the bottom: "SAVE FOR LATER", "SAVE & SUBMIT", and "CANCEL".

Reports



Reports

- Three types of reports available
 - Staff Report
 - PLP Report
 - Self-assessment Report
- Reports are available in the Side Bar Menu under **My Services Reports**
- Reports may be printed or downloaded

The screenshot shows a web application interface with a blue sidebar menu on the left and a main content area on the right. The sidebar menu includes: Menu, My Services, Administration, My Services Reports (with a dropdown arrow), Staff Report, PLP Report, Self Assessment Report, and Logout. The main content area has a header with a hamburger menu icon and a dropdown menu set to '2021-2022'. Below this is a section titled 'MY SERVICES' with a table containing one row: 'Leader Services 2022-2023'. Below the table is a section titled 'MY STAFF' with a 'Role Selection' dropdown and a 'GaConnects Link Code' field containing 'ZQSlkjg'. At the bottom, there is a 'Show 100 entries' dropdown and a 'Private School Name' field.



QUESTIONS

Contact Information

Shauntice H. Wheeler

Program Manager

Teacher and Leader Support and Development

Email: swheeler@doe.k12.ga.us

Allison Beasley

Education Program Specialist

Email: Allison.beasley@doe.k12.ga.us

Preparing students for life.

www.gadoe.org

   @georgiadeptofed

 youtube.com/user/GaDOEmedia



Georgia Department of Education

